


Bubbles


4x8 acoustic wall panel

**The
Quiet
Room.ca**
acoustic solutions



4' x 8' Acoustic Wall Panel - Bubbles

94" Height



Wall Anchors and screws for Stand-offs



1" Stainless Steel Standoffs

Wall Panel

- 4' Wide x 8' High
- 12 lbs
- 1/2" Thick
- Hardware included

\$480 - WP-BUBBLES-48X96

47" Width

Hardware and tools supplied by TheQuietRoom



Stand-offs are comprised of the cylinder (on the left) and the cap (on the right).

4 sets of stand-offs come with 2x4 and 4x4 panels, 6 sets come with the 4x8 panel, matching anchors and screws.



Wall anchors are self-drilling anchors for installation into drywall.

Once the anchor is screwed into the wall the screw is then fastened into the wall anchor.



The mini bubble level allows for leveling the panel.

Place on the top edge of the panel before marking the wall for stand-off holes.



Use the pencil for marking the wall, indicating where the stand-offs should be installed.

Hardware and tools required but not supplied



The phillips (star) screw driver installs the wall anchor into the wall, and screw into the wall anchor.

Installation Video



Scan the QR for the installation video.

**The
Quiet
Room.ca**

acoustic solutions

Installation Guide



The holes for the stand-offs are pre-cut.

Pop out the holes with a pencil or your finger.




Use the panel to mark the stand-off holes. Place the mini bubble level on the top edge of the panel to level the panel.



Using the marks you made on wall, install the wall anchors with a phillips (star) screwdriver.

A powertool is not recommended.



Install the stand-off cylinders to the wall with screw provided.



Line up the holes in the panel with the stand-offs on the wall, then install the stand-off caps.

Make final leveling adjustments, then tighten.

Installation Video



Scan the QR for the installation video.

**The
Quiet
Room.ca**
acoustic solutions


24 Standard Acoustic Felt Colors



Red



White




Blue Gray



Orange



Pearl




Light Gray




Yellow




Taupe



Marble




Bright Green



Dark Marble



Medium Gray




Moss Green



Slate



Black



Sky Blue



Deep Blue




Caramel




Coffee Bean



Blue Marble




Navy Blue



Lagoon Green



Purple



Cool Blue

Technical Specs

ACOUSTIC FELT:

Acoustic Felt is made from polyethylene terephthalate (PET) , 60% is recycled material. It is 1/2" thick and is semi-rigid.

FIRE RATING:

TheQuietRoom felt is rated Class A in the ASTM-E84 testing process.

CLEANING AND CARE:

Use warm water and soap, for stains, and compressed air for any dust. Do not rub the felt too vigorously as friction may damage the panel.

WARRANTY:

TheQuietRoom warranties all product from defects for 5 years. All orders are cut to order, only products that are defective will be recut or reimbursed.

NRC VALUES:

NRC for acoustic felt is determined by the mounting type:

- Tackable panels, wallcoverings and wall tiles have an NRC of .40
- 2x4, 4x4 and 4x8 wall panels and any wall panels installed with stand-offs have an NRC of .65
- All ceiling products have an NRC of .80

HANDLING:

It is ideal to use latex or similar gloves when handling acoustic felt to avoid transferring dirt from your hands.

INSTALLING:

All of our products can be installed by the end user.